





3rd Grade Mini-Economy

The 3rd grade is embarking on a new journey -- our own mini-economy!

The students have applied for and obtained class jobs such as door holder, librarian, duster, and supply straightener. At the end of the week the students will receive a salary of class money for completing their jobs. They can earn bonuses for going above and beyond in their jobs, and can lose pay for not doing their best. They will keep track of their earnings and have the opportunity to spend their money at our monthly classroom markets. But they must be wise, because at the end of the year there will be a SUPER market, where they can buy more expensive, big-ticket items.

In order to make our economy feel authentic, we designed our own class currency. We started by looking at currencies from around the world on traveller.org/currency. This website features vivid images of different bills from a myriad of countries. The students loved seeing the vibrant colors and powerful pictures that different countries use on their money. Looking at the various currencies, the students were asked to identify what commonalities they see. Many identified animals, people, buildings, and phrases. We discussed that these images and words symbolize what is important to that country and often memorialize important historical figures.

Armed with this background knowledge the students created their own designs for the 3rd grade class currency. They thought about what symbols are unique to 3rd grade and what experiences they could memorialize. As you can imagine, our class pet Oliver showed up on quite a few designs.



The designers got a chance to explain the symbols they included on their currency, then the students took a vote. After a few tie-breakers, the top 4 designs were chosen. These 4 designs became the 20, 10, 5, and 1 denominations. I copied them on colored paper to make it official.

We then voted to name our currency, and the students settled on "Bill Bobs." Next, we chose a symbol - bb - and our currency was complete! After this week, students will have up to bb7 in their bank accounts, depending on their job performance.

Soon the students will develop their own small businesses selling goods and services to each other to increase their earnings! In the past, students have chosen to make and sell goods like slime and art, or services like backpack holding and cubby cleaning. I can't wait to see what they come up with this year!